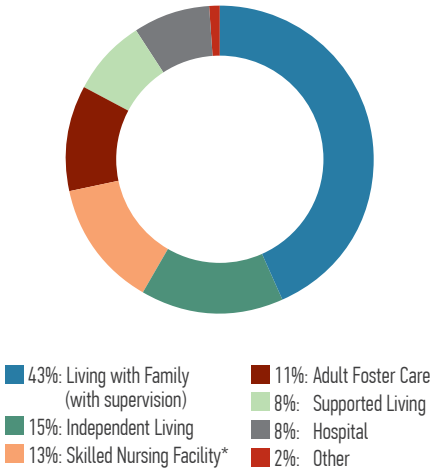


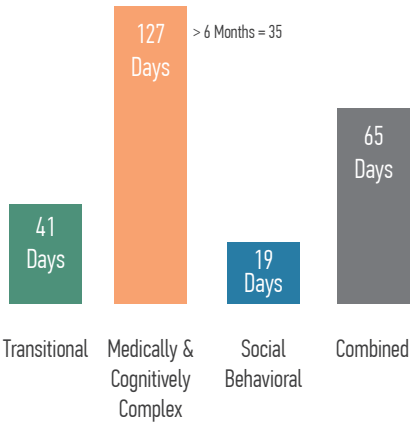
TRANSITIONAL REHABILITATION	NEUROBEHAVIORAL REHABILITATION	DAY REHAB	OUTPATIENT SERVICES	RETURN TO WORK SERVICES	RESIDENTIAL LIVING
Intensive, specialized therapy in a community-based residential setting that addresses a patient's immediate need to redevelop skills and develop strategies to overcome physical and cognitive limitations.	A post-acute inpatient program that focuses on reducing behaviors through specialized strategies and adaptations, providing participants the opportunity to overcome difficult cognitive challenges.	A personalized, comprehensive program that increases mobility, improves cognitive skills, and expands communication, language, and social skills through a combination of individual and group therapies.	Customized rehabilitation treatment plans that improve a patient's personal, physical, and cognition needs, and other abilities to maximize levels of independence.	Our Return to Work program helps individuals reintegrate into the workplace by providing opportunities that help develop and enhance their professional, social, and functional skills.	Our residences provide individuals the opportunity to live in a safe and supported environment that meets their care needs.
<ul style="list-style-type: none">• Programs are overseen by medical directors and each patient's interdisciplinary team is led by a fully-licensed psychologist• 24/7 nursing support ready to manage complex medical issues• Medication administration and monitoring• Patients participate in a combination of therapies up to 30 hours/week, including:<ul style="list-style-type: none">• Physical Therapy• Occupational Therapy• Speech-Language Pathology• Neuropsychology• Social Work• Therapeutic Recreation Therapy• Return to Work	<ul style="list-style-type: none">• Experts in behavioral intervention• Individualized behavior plan development and ongoing monitoring• 24-hour, 1:2 staff to resident ratio• 24/7 nursing support in a low-stimulus, controlled environment• Psychiatric intervention in collaboration with psychology support• On-site board certified behavioral analysis• Integrated electronic behavioral data monitoring and prompting• Wander management system and scheduled safety monitoring	<ul style="list-style-type: none">• Offered as full or half day sessions, 2 – 5 days/week.• Therapies include:<ul style="list-style-type: none">• Physical Therapy• Occupational Therapy• Speech-Language Pathology• Neuropsychology• Social Work• Nursing Oversight• Therapeutic Recreation Therapy• Vocational Adjustment Activities	<ul style="list-style-type: none">• Offered as a single service or a combination of services• Customized treatment plans based on each patient's rehabilitation goals• Therapies include:<ul style="list-style-type: none">• Physical Therapy• Occupational Therapy• Speech-Language Pathology• Neuropsychology• Social Work• Therapeutic Recreation Therapy• Return to Work Services• Day Rehab	<ul style="list-style-type: none">• Our professionals help individuals secure and maintain employment, enhance their skill sets, and provide on the-job-coaching.• Services may include:<ul style="list-style-type: none">• Return to Work/Vocational Evaluation• Situational Work Assessment• Work Adjustment Training• Career Planning and Counseling• Job Placement & Development• Job Coaching	<p>Long-Term Residential settings are homes or apartments where patient's require 24-hour support for safety and/or assistance. Intermittent assistance provided throughout a typical day include specific medical care routines, daily living activities, orientation, facility mobility, and/or behavioral control due to moderate physical, cognitive, and/or emotional challenges.</p> <p>Our Home & Community-Based Services Programs provide routine care coordination for residents living in a Hope Network apartment or in their own home with varied levels of support, ranging from 24-hour supervision to daily periodic checks, depending upon the resident's needs.</p>

2019 OUTCOMES

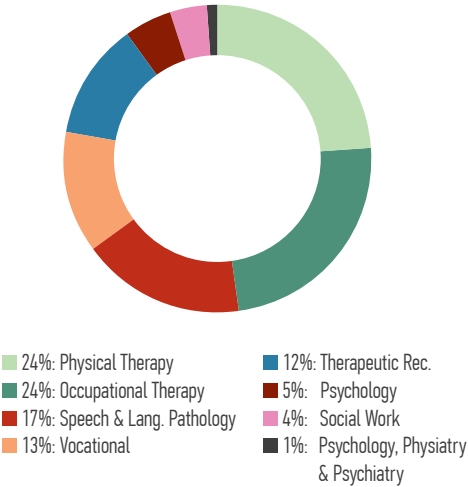
TRANSITIONAL:
DISCHARGED TO



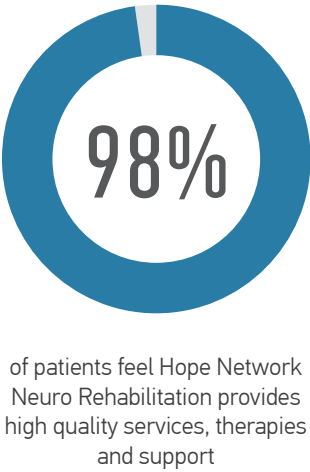
NEUROBEHAVIORAL:
AVERAGE LENGTH OF STAY



DAY REHAB:
THERAPY BREAKDOWN



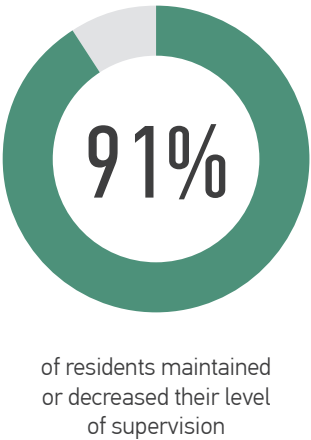
OUTPATIENT:



RETURN TO WORK:



RESIDENTIAL:



*Some SNF discharges are the goal of the program at admission